

Oxylife®

PERSONAL SCOPE - EX

Eye Physiotherapy Device



All right reserved by Oxylife Sdn. Bhd.

Your Home Medical Device

Get back your optimistic life

LEARN MORE



About Us



Oxylife Sdn Bhd is a company specializing in providing **high-tech medical devices** for home use. We have been in this industry since 2016 and we believe that good health begins at home.

At Oxylife Sdn Bhd, we proudly serve as your premier family home health facility provider, dedicated to furnishing an extensive array of sophisticated home physiotherapy equipment. With our expertise and advanced technology, we have empowered over 50,000 individuals to reclaim their health and vitality.



Vision

Innovative, Creativity and Giving People A Better Life

Mision

Our vision is to be your home health service provider, and we are committed to supplying a full range of high-end home physiotherapy equipment.



Eye Physiotherapy Device **PERSONAL SCOPE-EX**

Research & Development with more than 40 years

The Personal Scope-EX is an eye physiotherapy device that helps to achieve better vision in 5 minutes. It provides a full range of eye exercises and stimulation to get better vision. It is safe and easy to use for people of all ages.





Far-sightedness (Hyperopia)

Condition where **nearby objects seen blurry**. It occurs when the eyeball is too short, or the cornea has too little curvature, causing light to focus behind, instead of on, the retina.



Short-sightedness (Myopia)

Condition where **far objects seen blurry**. This happens when the eyeball is too long or the cornea is too curved, making light focus in front of the retina.



Astigmatism

Caused by an **irregular curvature of the cornea or the lens** inside the eye, leading to blurred or distorted vision at all distances. Light is focused on multiple points instead of just one.



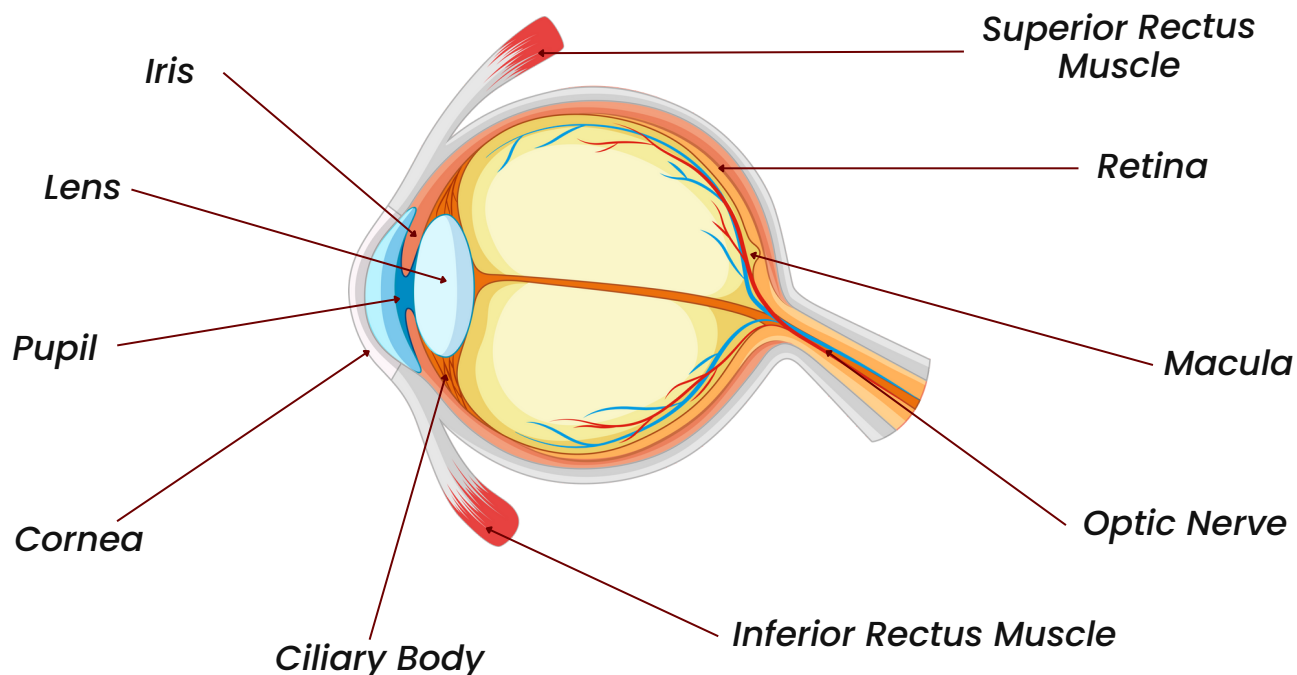
Strabismus











Crossed eyes, the **eyes do not properly align with each other**. It's due to a lack of coordination between the eye muscles, causing the eyes to point in different directions.




Lazy Eye (Amblyopia)

Vision development disorder where an eye fails to achieve normal visual acuity. This condition usually develops from birth up to age 7 years. It typically occurs in one eye but can affect both.



	Lens	Focuses light that enters your eye and directs it to the back of your eye.
	Iris	Regulate the amount of light that can enter the retina It's also responsible for eye color.
	Pupil	It's like an adjustable window to the inside of your eye. It widens and narrows to control how much light enters your eye.
	Cornea	Protects the inside of your eye like a windshield. The corneas also do part of the work bending light as it enters your eyes.
	Ciliary Body	The ciliary body produces the fluid in the eye called aqueous humor.
	Superior Rectus Muscle	These control your eye's position, alignment and movement. Able to switch your vision's focus between near and far objects.
	Retina	Captures the light that enters your eye and helps translate it into the images you see.
	Macula	Responsible for the center of your visual field. Translates light that enters your eye into the images you see.
	Optic Nerve	Transmits electrical impulses from your eyes to your brain.
	Inferior Rectus Muscle	To depress the eye, causing the cornea and pupil to move inferiorly

How the device work?



01 Natural exercises for the eye muscles : up, down, left, right, inward, and outward movements.

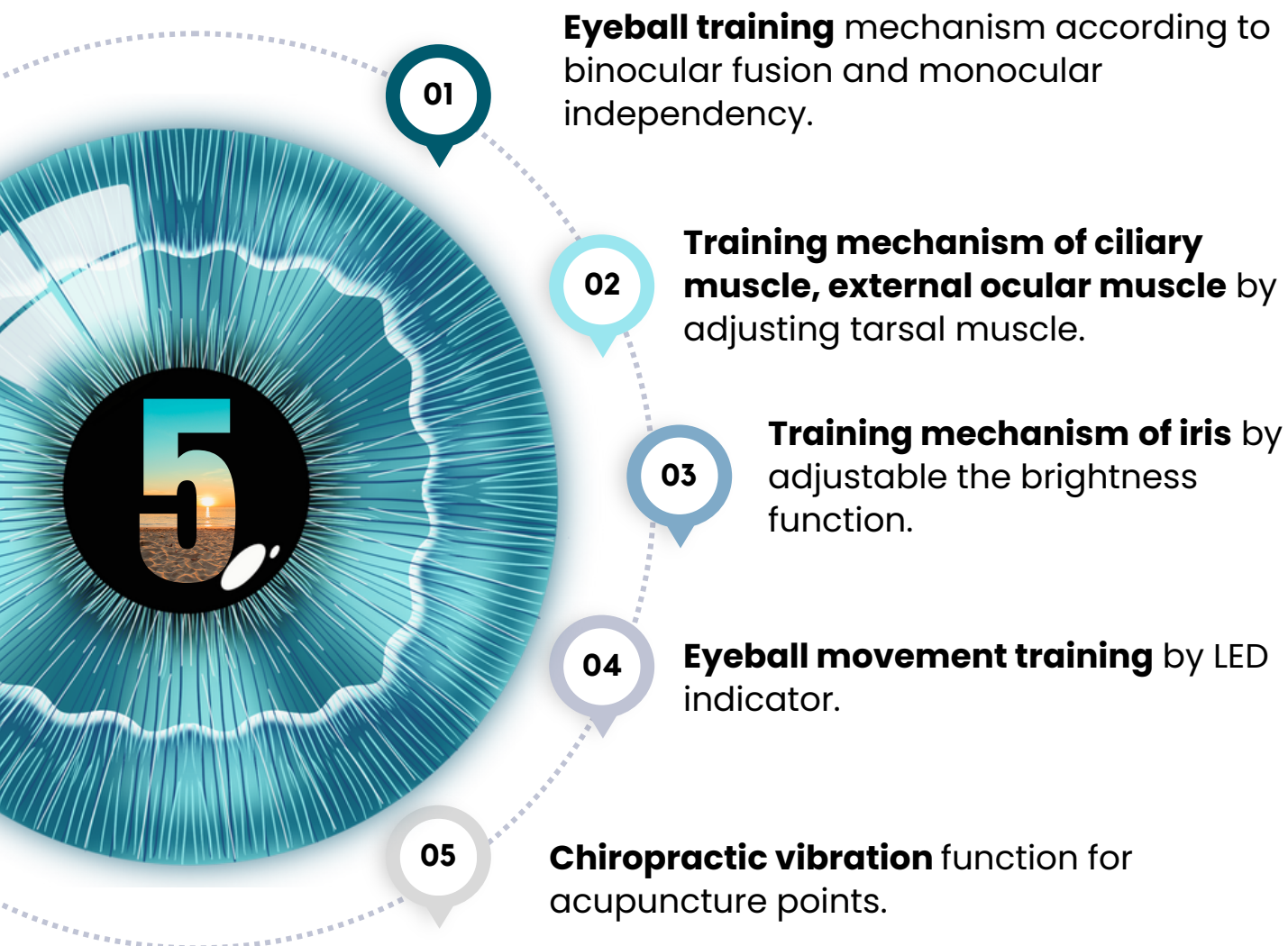
02 Training the muscles can have an impact on the optic nerve, gradually promoting repair and potentially addressing issues like myopia (short -sightedness).

03 Refractive errors causing astigmatism occur when light does not focus correctly on the retina. By stimulating the retina and adjusting the muscles to their original shape, light can be directed to properly focus on the retina.

04 Muscle adjustments can enhance focus and improve presbyopia (age-related vision changes).

05 When the eyeball maintains a certain distance from the eye socket wall, during red light adjustment, it can lead to the compression of the eye muscles, returning them to their original shape.





EYEBALL MUSCLES TRAINING EXERCISE

- Improved eye coordination
- Alleviation of eye fatigue
- Improvement in myopia or hyperopia symptoms
- Enhancement of the eye's focusing ability

CILIARY MUSCLES TRAINING

- Alleviation of eye fatigue
- Improvement in vision accommodation
- Enhancement of eye adaptability
- Mitigation of myopia symptoms

EXTRAOCULAR MUSCLES TRAINING

- Improved eye coordination
- Reduced eye muscle fatigue
- Improvement in strabismus symptoms
- Aid in the treatment of diplopia

IRIS TRAINING

- The size of the pupil can be adjusted through the tightening and relaxation of the muscles within the iris.
- Adjusting the intensity of light entering the eye.

RETINA STIMULATION

- Improved visual function
- Slowing disease progression
- Increased response to visual assistive devices
- Alleviation of specific symptoms


EYE VIBRATION

- Promoting blood circulation
- Alleviating eye muscle fatigue
- Improving eye comfort
- Enhancing eye relaxation



Eye Vibration

- Improves blood circulation.
- Alleviating eye muscle fatigue.



Open Shutter

- Pupils dilate when looking far.
- Increase light entering the eyes.
- Brightness adjustment.



Open and Close Shutter

- Brightness and focus adjustment.
- When its dark, the pupils dilate; when its bright, the pupils constrict.
- Pupils dilate when looking at distant objects; pupils constrict when looking at near objects.




Open



Close

Red Light Appears

- Eye muscles training.
- Helps focus adjustment.
- Ciliary and extraocular muscles training
- Retina stimulation
- Iris training.



5 minutes

RESTORE YOUR EYE VISION IN 5 MINUTES



1m


Vibration starts to relieve tired eyes.

3m

Shutter open and close when we see light and dark, far and near vision, this process trains our eyes to see light and dark, near and far things, thereby achieving the function of dilating and constricting the pupil.

1m

Vibration ends and complete eye relaxation.



5 MINUTES
Equivalent to
55 mins eye
exercise




3+ YEARS OLD
Can be used
starting 3 years
old and above



NATURAL & SAFE
No surgery,
injections, or
medications



ONE BUTTON
Only Press 1
button to start
and to stop



**ANYTIME,
ANYWHERE**
Battery operated
& easy to carry

The effectiveness of the eye exercise program of Personal Scope-EX for elementary students.

Experiment conducted for 120 elementary school students with eye vision under -0.7



60 students undergo Personal Scope-EX exercise for 4 months



60 students normal as comparison

In average, all 60 students improved their vision with average increment of 0.5

"Myopia could be recovered"
Taesu Kim (1991)

"Myopia was recovered by eye exercise training"
Jeongja Hong (1993)

What Researcher says about Eye Issues

Hyewon Baek's(2002),
"Rhythmic eye training could be helped for improving eyesight and reducing fatigue of their eyes. To recover degraded eyesight, need regular training, correct habit, sufficient nutrition and moderate exercise.

"Eye exercise is effective to improve eyesight"
Youngki Kim (1994)
& Jinju Oh (2001)

"Glasses affect eyes getting worse"
Yongsu Oh (1992)

Cause of Eye Issues



Cause of myopia

1. Close range work
2. Read for a long time
3. Size of letter
4. Source of light
5. Short distance for watching TV
6. Mental Stress
7. Nutritional imbalances
8. Lack of exercise

Short-sightedness factors

1. Short distance working
2. Mental factor causes tension of eyes and give pressure to medial rectus muscle and shrinking of medial rectus muscle

Bates, Curtin & Doners

Theories to improved Eye Sight

Far-sightedness, Short Sightedness, Astigmatism, Strabismus, Eye Fatigue can be cured by eye exercise from some theories such as :

1. Theory of eye relaxation (Helmholtz, Germany)
2. Ocular Muscle Exercise (Bate, USA)
3. Eye Vision Recovering Training (Paper, USA)
4. Short Sightedness Training (Dagawa, Japan)
5. Eye Vision Cure Training (Freeman, USA)
6. Yoga Massage (Jang Suko Jong, Korea)



OXYLIFE is a company registered with Medical Device Authority, Ministry of Health Malaysia and **PERSONAL SCOPE-EX IZON** is registered as medical device.

ASAL
ORIGINAL

No. Siri: **043461**
Serial No.:

PIHAK BERKUASA
PERANTI PERUBATAN

MEDICAL DEVICE
AUTHORITY

PIHAK BERKUASA PERANTI PERUBATAN
MEDICAL DEVICE AUTHORITY
AKTA PERANTI PERUBATAN 2012 (AKTA 737)
MEDICAL DEVICE ACT 2012 (ACT 737)
SIJIL PENDAFTARAN PERANTI PERUBATAN
MEDICAL DEVICE REGISTRATION CERTIFICATE
Seksyen 5(1) Akta 737
Section 5(1) of Act 737

No. Pendaftaran: **GA1448221-77276**
Registration No.:

Tarikh Sah Laku Pendaftaran:
Registration Validity Date: **03/11/2021 - 02/11/2026**

Sijil ini adalah dengan ini diberi kepada: **OXYLIFE SDN BHD**
This certificate is hereby issued to:

yang beralamat di:
which is located at:

**NO 51, JALAN SETIA JAYA UTAMA, TAMAN SETIA JAYA,
83000 BATU PAHAT
JOHOR DARUL TA'ZIM**

bagi mengesahkan peranti perubatan seperti yang dinyatakan dalam permohonan dan untuk itu berkuatkuasanya
Seksyen 5(1) Akta 737.
to confirm that the medical device as detailed in the application is registered under Section 5(1) of Act 737.
Pendaftaran ini diberikan tertakluk kepada syarat-syarat yang ditetapkan dalam Akta 737 dan peraturan-peraturan
yang dibuat dibawahnya serta peraturan-peraturan lain yang berkaitan seperti di dalam Attachment 2.
This registration is granted subject to the provisions of Act 737 and its subsidiary legislations and the
conditions as in Attachment 2.



AHMAD SHARIFF BIN HAMBALI
KETUA EKSEKUTIF
CHIEF EXECUTIVE
PIHAK BERKUASA PERANTI PERUBATAN
MEDICAL DEVICE AUTHORITY

Personal Scope-Ex : GA1448221-77276



This facility is provided to enable any interested parties to search for **Registered Medical Device, Registered CAB, Licensed Establishments** under Section 5, 10, 15 of Medical Device Act 2012 (Act 737) respectively and Notified Medical Device under Medical Device (Exemption) Order 2016. Any party who wishes to know whether an establishment who is dealing with medical device has been licensed under Act 737 may search the establishment by inserting the establishment name or license number in the searching field below.

[Home](#) / [Registered Medical Device Search](#)

 Print

DEVICE DETAILS

NAME OF DEVICE	Personal Scope-EX
ESTABLISHMENT NAME	OXYLIFE SDN BHD
REGISTRATION NO	GA1448221-77276
BRAND NAME	IZON
DESCRIPTION	A battery operated handheld device, programmed for its user to perform physiotherapy to improve eye-related issues (myopia, astigmatism, presbyopia, and other issues)
INTENDED PURPOSE	A preventive and therapeutic apparatus to improve and maintain eyesight issues
VALIDITY DATE OF REGISTRATION	03-11-2021 - 02-11-2026

LIST OF DEVICE

Product Description : A battery operated handheld device, programmed for its user to perform physiotherapy to improve eye-related issues. (myopia, astigmatism, presbyopia and other issues)

CERTIFICATE OF CONFORMITY

GOOD DISTRIBUTION PRACTICE FOR MEDICAL DEVICE

This is to certify : **OXYLIFE SDN BHD 1191134-D**

Address : No.6, Third Floor, Jalan Mega 2, Pusat Perdagangan Mega, Jalan Sakeh, 84000 Muar, Johor, Malaysia.

Certificate Number : **MYG7206347**

Scope of Certification : Local Authorized Representative, Import, Distribution (including Transportation), Storage and Handling, Installation, Testing & Commissioning (including the Required Facilities), Maintenance (including the Required Facilities) and Documentation (including Traceability of Medical Devices) as listed in Annex 1.

Outsource Process : Transportation and Courier.

Special Storage : No Special Storage.

Original Issued Date : **13th July 2020**

Effective Date : **13th June 2023**

Expiration Date : **12th July 2026**

Note: The sticker on the right top corner indicates the validity of the certificate. The expiry of the certificate will be superseded once the sticker is not present on particular year even though not expired yet.

This certificate will be null and void if at any circumstances the compliance towards the standards stated above. The compliance of the standards stated above will be indicated by the labelling on the right corner indicating the year of assessment. The validity of the certificate can also be traced to the audit report generated for each every assessment or through our website www.carecert.net



CAB Registration No. : MDA/CAB 009



Fleming Teo
Managing Director

CARE Certification International (M) Sdn. Bhd.

CARE Certification International (M) Sdn. Bhd.

No 16-1 Jalan Flora 1/1, Blossom Square Bandar Rimbayu, 42500 Telok Panglima Garang, Selangor, Malaysia.

Email: reecheeteo@cciglobe.com

***Good Distribution Practice for Medical Device by Care
Certification International (Cert. No. : MYG7206347)***



TÜV AUSTRIA CERT GMBH
Certification Body



TÜV
AUSTRIA

CERTIFICATE OF CONFORMITY

Reg.- No.: TA 380 11 1461

Product:	Eyesight Recovering Apparatus	Applicant:
		IZON
		701 Kumho B/D
		#4103, Seongnam-dong
		Jungwon-gu, Seongnam-city
		Gyeonggi-do, 462-829
		Korea
Type:	Personal Scope-EX	
Description:		
Certification reference:	EN 55022:2006+A1:2007 Class B, EN 55024:1998+A1:2001+A2:2003 EN 61000-3-2:2006+A2:2009, EN 61000-3-3:2008	
Comments:	Details as described in the test report	
Test report:	EMC-CE-2786	

The above mentioned product complies with the requirements of the above standards. It fulfills the requirements of Directive 2004/108/EC.

2011-11-02

Date of issue



Certification representative



After preparation of the necessary technical documentation as well as the conformity declaration the required CE marking can be affixed on the product. Other relevant directives have to be observed.

„The duplication of this document in parts is subject to the approval by TÜV AUSTRIA CERT GMBH“
The validity of this certificate is notified on the TÜV AUSTRIA Homepage

TÜV AUSTRIA CERT GMBH
A-1015 Wien, Krugerstraße 16
www.tuv.at

Tel.: +43 (0)1 514 07- 6062
Fax: +43 (0)1 514 07- 6065
e-mail: ps@tuv.at

QFM-TAC-ModA-006, Rev.02

ZERTIFIKAT | CERTIFICATE | CERTIFICATO | CERTIFIKAT | 証書 | 인증서

Class B Medical Device from TUV Austria

ISO13485 Certified Medical Device – Quality Management System

Certificate of Registration

G-CERTI *certificate*

hereby certifies that

IZON

(Kumho Bldg., Seongnam-dong) Rm. 701, 107, Dunchon-daero,
Jungwon-gu, Seongnam-si, Gyeonggi-do, Korea

meets the Standard Requirements & Scope as following

ISO 13485:2016
Medical Devices - Quality Management Systems

Design, Development, Manufacture, Sales, Trade & Services
of Health Products (Eyesight Recovery Exerciser,
Eyesight Recovery Peripherals)

Certificate No : GK-0446-MD

Valid Period : 19 Sep 2022 ~ 18 Sep 2025

Expiry Date : 18 Sep 2025 Issue Date : 19 Sep 2022

Initial Date : 19 Sep 2022

Signed for and on behalf of GCERTI
President I.K.Choi





SYSTEM SERVICE
MSCB-113

To verify the validity of this certificate please visit : www.gcerti.com
Korea, Seoul, Euihyeong-gu, Euihyeong-ro. 66, 19F. Surveillance
audits shall be conducted at least once a calendar year, except in
recertification years. This is to certify that the Management Systems
of this company have been found to conform to the above. If the certified
client does not allow surveillance, recertification audits, certificate should
be returned to GCERTI. This certificate remains the property of GCERTI
and this certificate is recognized by GCERTI.



ACCREDITED
Management Systems
Certification Body
MSCB-113



MEMBER OF INTERNATIONAL
FEDERATION OF CERTIFICATION BODIES



Consumer Protection Enterprise Brand Certification Award

Reference Registration Number : WCPCC-MY14CP2304-113



Testimonial

**Mr Balan, 70 y**

I had eye lens liquefaction and leakage.
In 5 days my eyes getting better and I'm so happy.

**Ms Joyce See, 55y**

Had Astigmatism/myopia -1.25 and Presbyopia
-1.00

Vision recovered after 2 months.

**Ms Loo's child, 7y**

My son had myopia -4.00
It dropped by -2.50 in 3 months

**MR ZX TAY**

"I started using IZON since 2018. During that time, I am having myopia around 5.50 and astigmatism around 1.50. My power improve a lot after consistently using this device. I've experienced a remarkable 18-month journey to clear vision. Now, I'm enjoying life free from glasses!"

**DR JULIZIRA JAMAIN**

"In only 5 minutes, my eyes were completely relaxed, and I was able to read smaller and finer images. After the first time I used IZON for eye physiotherapy, my vision became clearer immediately even though I'm not wearing glasses. I am so grateful."

**MR NG**

"I am a grandson of 82-year-old grandfather who wear this Magical Telescope from IZON, I bought this device to give as present to my grandfather. What make me surprised, even after 1 week he try this device I was amazed to see him reading the newspaper without his glasses. This magical telescope has truly made a difference."

Name: SIAW YI YUN.
IC: 800000-00-00000
Phone: 012-345 6789
Package: 30 days

Bought on 29/12/23.

Eye check Date/Time	PVD (Posterior Vitreous Detachment) / Floaters / Flashes of light / Dry eyes	Cataract	Glaucoma	Myopia / Hyperopia	Astigmatism	Dist VA test (without spec)	Dist VA test for lazy eye (with spec)	Read VA test (without spec)
1. 29/12/23				R: +1.5 L: -2.0	R: -1.75 x 90 L: -0.5 x 165			
2. 30/1/24				R: +1.0 L: -1.5	R: -1.5 x 90 L: -0.5 x 160			
3. 30/1/24				R: +0.5 L: -1.0	R: -0.5 x 90 L: -0.5 x 160			

RM 75.00

Transferred

Recipient

SIAW YI YUN

Remark

Congratulations.
Success reduce 75
degree in a mth

Date & Time

30/01/2024 15:57:03

Name: LIM SIEW CHIN
IC: 800000-00-00000
Phone: 012-345 6789
Package: 30 days

12th bought on 12/1/2024.

Spec before (bought 12/1/2024): R: +0.5/-0.5 x 85
L: PL/-0.5 x 85 Add: +2.0.

Eye check Date/Time	PVD (Posterior Vitreous Detachment) / Floaters / Flashes of light / Dry eyes	Cataract	Glaucoma	Myopia / Hyperopia	Astigmatism	Dist VA test (without spec)	Dist VA test for lazy eye (with spec)	Read VA test (without spec)
1. 12/1/24	- Near Phoria - weak accommodation - long eye.			R: +0.5/-0.5 x 110 L: PL/-0.5 x 120	ADD: +2.5			
2. 7/2/24				R: +0.5/-0.5 x 100 L: PL/-0.5 x 100	ADD: +2.0			

RM 75.00

Transferred

Recipient

LIM SIEW CHIN

Remark

congratulations to
you degree reduce 75
in a mth

Date & Time

07/02/2024 19:46:55

Name: Jeanne Hong
IC: 800000-00-00000
Phone: 012-345 6789
Package: 30 days

12th bought 21/1/2024

Prescription: R: PL/-0.5 x 150
L: PL/-0.5 x 150 +1.50

Eye check Date/Time	PVD (Posterior Vitreous Detachment) / Floaters / Flashes of light / Dry eyes	Cataract	Glaucoma	Myopia / Hyperopia	Astigmatism	Dist VA test (without spec)	Dist VA test for lazy eye (with spec)	Read VA test (without spec)
1. 20/1/23	NIL	NIL		R: PL L: PL	R: -0.5 x 150 L: -0.5 x 150			
2. 5/2/24				R: PL L: PL	R: -0.5 x 150 L: -0.5 x 150			

RM 75.00

Transferred

Recipient

HONG POAY SWAN

Remark

congratulations to
you degree reduce 75
in a mth

Date & Time

06/02/2024 16:03:46

Name: Doreen - chow
IC: 800000-00-00000
Phone: 012-345 6789
Package: 30 days

Completed end: 21/2/2024.
purchase Date: 10/1/2024

Eye check Date/Time	PVD (Posterior Vitreous Detachment) / Floaters / Flashes of light / Dry eyes	Cataract	Glaucoma	Myopia / Hyperopia	Astigmatism	Dist VA test (without spec)	Dist VA test for lazy eye (with spec)	Read VA test (without spec)
1. 21/1/24	NIL	NIL	NIL	R: -1.5 L: -4.5	R: -0.5 x 180 L: -0.5 x 60			
2. 21/2/24				R: -1.5 L: -4.5	R: -0.5 x 180 L: -0.5 x 75			

RM 100.00

Transferred

Recipient

CHEW KAE JONG

Remark

congratulations
to you degree
reduce -1.50 in a mth

Date & Time


21/02/2024 12:10:29




Event & CSR Activities





 oxylifemy@gmail.com

 www.myoxylife.com

Oxylife Marketing Office 1

A13-10, Tower A Pinnacle Petaling Jaya ,
Jalan Utara C, 46200 Petaling Jaya,
Selangor.

Oxylife Internal Office

No.6, 3th Floor Jalan Mega 2, Pusat
Perdagangan Mega, Jalan Sakeh 84000
Muar, Johor.

The number of partners, dealer, clinics, optical shops across the world continues to grow and develop rapidly in line with the demand.



DEALER

- Klang, Selangor – Mr Tay Zi Xiang
- Sabah & Sarawak – Mr Albert Kho
- Kluang, Johor – Ms Ying Ying
- Johor Bahru, Johor – Ms Vliss
- Ipoh, Perak – Mr Syahir
- Singapore – Ms Cindy Thong
- Brunei – Ms Cynthia Kwan



OPTICAL SHOP

Hollywood Eye-Trend

- Bandar Baru Sentul, Kuala Lumpur
- Ampang, Selangor
- Bentong, Pahang
- Kuantan, Pahang

Infinity Optical

- Taman Daya, Johor Bahru
- Kotaraya, Johor Bahru (Galleria)

I-Optics

- Subang Jaya, Selangor (The Summit)

Sunshine Optic

- Subang Jaya, Selangor

Dioptr Studio Optical

- Klang, Selangor



CLINICS

• Selangor

Plaza Makmur, Batu Caves
Bangi
Shah Alam
Petaling Jaya
Klang

• Kuala Lumpur

The Earth, Bukit Jalil

• Negeri Sembilan



INTERNATIONAL PARTNER

 South Korea	 Dubai
 Malaysia	 Qatar
 Singapore	 Kuwait
 Brunei	 Saudi Arabia
 Philippines	 Australia