



Clinical report

6 weeks can read without spectacle and
astigmatism reduce -0.50

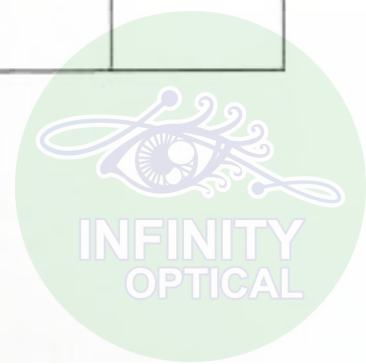
Jenny Tan


No.	Test	1 st		2 nd		3 rd	
	Date	6. 10. 2020		17. 11. 2020.			
1.	PVD (Posterior Vitreous Detachment) / Floaters/ Flashes of light	YES	NIL	YES	NIL.		
2.	Myopia (Short-sightedness)	6/12	6/12	6/9	6/9.		
3.	Hypermetropia / Hyperopia (Long-sightedness)	YES	YES	YES	YES.		
4.	Astigmatism	-1.25 X 180	-1.25 X 175	-1.0 X 180	-0.75 X 160		
5.	Cataract	N.S	N.S	N.S	N.S.		
6.	Glaucoma	13	13	14	14		
7.	Vision Test (Reading)	6/12	6/12	6/6	6/6		

Glasses :

Ⓡ -4.0 / -1.25 X 180 : 6/12 .

Ⓛ -2.75 / -1.25 X 175 : 6/12 .



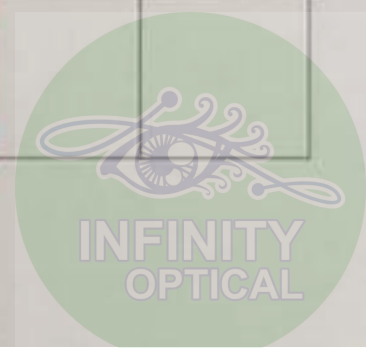



Clinical report

PVD (Posterior
Vitreous Detachment) / Floaters/Flashes of light
fully recover within a year

Joyce See

No.	Test	1 st		2nd		3 rd	
	Date	6.10.2020		17.11.2021			
1.	PVD (Posterior Vitreous Detachment) / Floaters/Flashes of light	PVD	PVD	NIL	NIL.		
2.	Myopia (Short-sightedness)	6/9	6/12.	6/7.5	NIL		
3.	Hypermetropia / Hyperopia (Long-sightedness)	YES	YES	NIL	NIL.		
4.	Astigmatism	0.5 x180	0.5 x180	0.25 x175	0.25 x85		
5.	Cataract	N.S	N.S	N.S	N.S		
6.	Glaucoma	15	15	15	15		
7.	Vision Test (Reading)	6/9	6/9	6/6 NIL	6/6 NIL.		



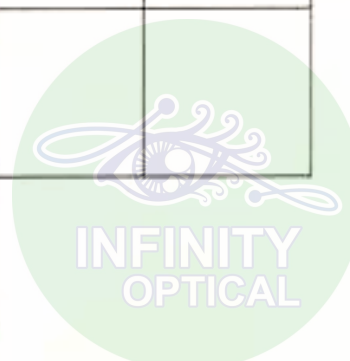



Clinical Report

**No Cataract and dry eye
within 1 year**

Vivian Loh

No.	Test	1 st		2nd		3 rd	
	Date	24 - 10 - 2020		12 / 1 / 2021			
1.	PVD (Posterior Vitreous Detachment) / Floaters / Flashes of light	NIL	NIL	NIL	NIL		
2.	Myopia (Short-sightedness)	- 0.5	- 0.75	NIL	NIL		
3.	Hypermetropia / Hyperopia (Long-sightedness)	NIL	NIL	NIL	NIL		
4.	Astigmatism	NIL	NIL	NIL	NIL		
5.	Cataract	EARLY CATARACT	EARLY CATARACT	NIL	NIL		
6.	Glaucoma	IS	IS	IS	IS		
7.	Vision Test (Reading)	6/9	6/9	6/6 NIL	6/6 NIL		
8.	Dry Eyes	YES	YES	TEARS +	TEARS +		





Testimonial

degree **drop -1.50**

想请问一下用了我们的魔法望眼镜感觉如何？有什么效果？

11:16 AM ✓

你好

11:16 AM

都是我孩子在用，so far用的都不错

11:17 AM


有带他们去检查视力

那么方便知道度数从多少跌到现在是多少吗

11:18 AM ✓

之前大概400多，现在都跌了150度





Testimonial

Astigmatism

decrease -2.00

Hello 11:45

很好咧，现在开车都不需要戴眼镜了 11:45

你之前是散光对吗？ 11:47 ✓✓

是 11:47

你的散光多少度？ 11:47 ✓✓

上一次验是200多度 11:48

不戴眼镜的话，完全不能开车 11:48


哇，很好啊 11:49 ✓✓

所以现在都不戴眼镜了？ 11:49 ✓✓

是咯，整个月没有戴了 😊 11:50

已经不需要了 11:50





Testimonial

Glasses **change 3 times**

Eyesight and astigmatism
both decrease,i have
changed my glasses 3 times

8:03 PM

Wow!!Good news from you

8:03 PM ✓

How many time you use a
day?


8:03 PM ✓

5 a days

8:04 PM



Oh I see, I can sharing with
my customer,thanks for your



Testimonial

82 years old able to read without spec.



顾客体验谈

CUSTOMER EXPERIENCE /



顾客体验谈

CUSTOMER EXPERIENCE /






Testimonial

Degree 400 drop 50% within 1 years





Clinical Report

Long sightedness drop **+2.50** within **2 mths** and **reading improve** happen on **Dietbetic**

Low Ah Mooi (75)

Ms Low Ah Mooi (75)

Eye pressure: 20 → 17

(Diabetic, taking insulin)

Eye pressure managed to reduce

Basic Eye Examination

No.	Test	1 st		2 nd		3 rd	
		Date		Date		Date	
		Right	Left	Right	Left	Right	Left
1	PVD (Posterior Vitreous Detachment) / Floaters / Flashes of Light						
2	Myopia (Short-sightedness)						
3	Hypermetropia / Hyperopia (Long-sightedness)	+2.50 DS (No)	+2.50 DS (No)			unaided: No Aided: No	unaided: No Aided: No
4	Astigmatism						+2.50
5	Cataract	30L	30L	30L	30L		
6	Glaucoma / IOP	20	20	20	20		17/17
7	Visual Acuity (Reading)	6/18 PH: 6/18 ⁺	6/12 PH: 6/12 ⁺	6/18 ⁺ PH: 6/18 ⁺	6/9-2 PH: 6/9	6/9-3 PH: 6/9	6/9-3 PH: 6/9
8	Dry Eye						

Aided

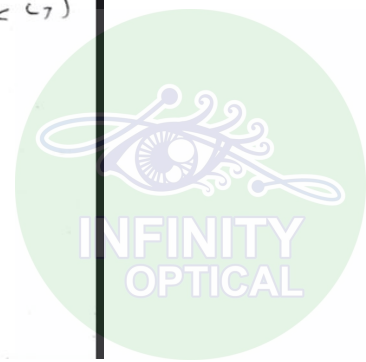
Right Eye	+0.25 / -0.50 x 90 (6/12)	+0.25 / -0.50 x 90 (6/12)	PL / -0.25 x 90
Left Eye	+0.25 DS (6/12)	PL / -0.25 x 90 (6/9)	+0.25 DS (6/9)


TIRTANA THIRUPATHI RAO
OPTOMETRIST
SK 3165

Patients History

1	(BE) PSEUDOPHTHALM 8 YEARS AGO
2	(B) DIABETIC (TYPE-1) MANAGED BY (INJ) (7)
3	
4	
5	
6	

✓ HbA1c: 9.5 10/07/22
✓ Comp. 5 nerve c. (BE) told.





Clinical Report

43 yrs old no reading problem and astigmatism within 2mths

Tan Soo Fong (43)

Ms Tan Soo Fong (43)

Myopia: -4.50 → -4.00 (R)

Astig: -0.25 → 0 (R),

-0.75 → 0 (L)

Presbyopia: +1.00 → 0

Basic Eye Examination


No.	Test	1 st		2 nd		3 rd	
		8/7/22		19/8/22		30/9/22	
	Eye	Right	Left	Right	Left	Right	Left
1	PVD (Posterior Vitreous Detachment) / Floaters / Flashes of Light	NEG	NEG	NEG	NEG		
2	Myopia (Short-sightedness)	G/60 PH: G/24	G/60 PH: G/24	G/60 G/18-2	G/60 PH: G/24	G/24 PH: G/14	G/24 PH: G/10
3	Hypermetropia / Hyperopia (Long-sightedness) (unaided)	N6	N6				
4	Astigmatism	-0.25DC	-0.75DC				
5	Cataract	1+	1+	1+	1+	1+	1+
6	Glaucoma / IOP	16 mm	16 mm				
7	Visual Acuity (Reading)	Aided: +1.00DS (MS)	Aided: +1.00DS (MS)	Aided: G/6	Aided: G/6	Aided: G/6	Aided: G/6
8	Dry Eye	NIL	NIL	NIL	NIL	NIL	NIL

Aided

Right Eye	-4.00 / -0.25 X 20 (G/6)	-4.00 DS (G/6)	-4.00 DS (G/6)
Left Eye	-4.50 / -0.75 X 150 (G/6)	-4.50 (G/6)	-4.00 DS (G/6)
ADD: +1.00 (MS)			MS

Patients History

1	Wearing glasses since primary / changed 2019!
2	
3	
4	
5	
6	



Clinical Report

**Amblyopic(弱视)improve V/A 50%
within 6 weeks**

Yap Lai Lian (62)

Ms Yap Lai Lian (62)

Myopia: -3.25 → -2.50 (L)

Basic Eye Examination

No.	Test	1 st		2 nd		3 rd	
		Date 2/7/2022		21/10/2022			
	Eye	Right	Left	Right	Left	Right	Left
1	PVD (Posterior Vitreous Detachment) / Floaters / Flashes of Light	—	—				
2	Myopia (Short-sightedness)	6/60 PH: 6/36	6/60 6/24	6/60 6/18	6/60 6/24		
3	Hypermetropia / Hyperopia (Long-sightedness)						
4	Astigmatism	+	+				
5	Cataract	+	+	+	+		
6	Glaucoma / IOP	15	15	15	15		
7	Visual Acuity (Reading) (Aided)	6/18 ⁻¹	6/9	6/9	6/9 ⁻²		
8	Dry Eye	NIL	NIL	NIL	NIL		

Aided

Right Eye	-3.50/-0.50 x 85 (6/18 ⁻¹)	-3.50/-0.50 x 85 (6/18)
Left Eye	-3.25/-0.50 x 118 (6/9)	-2.50/-0.50 x 130 (6/9)


After refraction, no much difference.

Add: -NS

Patients History

1	floaters (PC) > 6 months
2	CCV 1 imp. in the eye
3	
4	
5	
6	

OLD CASE OF HYPERTENSION
was on MEDICATION - 2021
with GUSTS - 14 years old



Testimonial

Amsler Grid improve
within **30 mins vision Therapy**

Age : 60
Sex :

condition?
Near ☐
Far ☐

condition ?
☐
☐
☐
☐
☐
Specify

Left Eye (LE/OS)
Distance (Please Tick)
6/9 6/12 6/15
6/30 6/36 6/48
6/9 6/12 6/15
6/30 6/36 6/48

IMPROVED
NOT IMPROVED
CHANGED
UNCHANGED

Eye (LE/OS)
☒ ABNORMAL
☐
☐

Vision
Physio
After

Before

视力覆盖测试
Cover Test

近点收敛
Near Point Converge
(NPC)

近点住宿
Near Point Accommod
(NPA)

视力测试
VISUAL FIELD T

对比
Confrontatio


折射测试
REFRACTIVE T

自动折光仪
Auto-Refractor

眼压
IOP

评论

INFINITY
OPTICAL



Testimonial from Optical Puchong

Pilot passed the color vision test
after **4 sessions Vision Therapy.**





Testimonial from Optical Taman Daya

**Color vision test improve after 30
mins vision Physio**

